


LABOR MARKET WATCH

Hispanic & Non-Hispanic Segment
Growth in Civilian Labor Force and
Occupation Composition Shifts



2014 © Santiago Solutions Group Inc.

**Labor Force¹
Gains
Slightly**



For Every
Non-Hispanic
LEAVING
the Labor Market,
12 Hispanics
JOINED The Economy

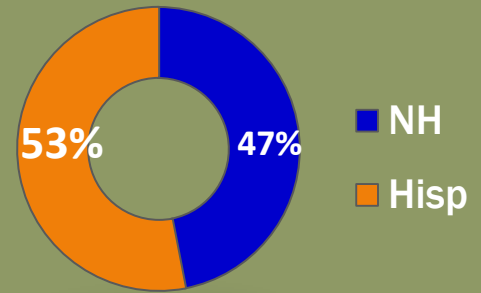
**Great
News
For
Businesses
& Consumers!**



**Employment
GROWTH¹** **+3,967K**
'11-14 CAGR **+1.4%**

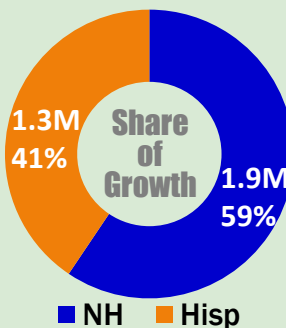
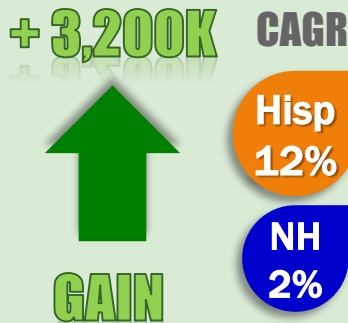
**Unemployment
DECLINE¹** **-2,406K**
'11-14 CAGR **-9.3%**

Hispanics
Generate **HALF** of
U.S. Job **GROWTH**




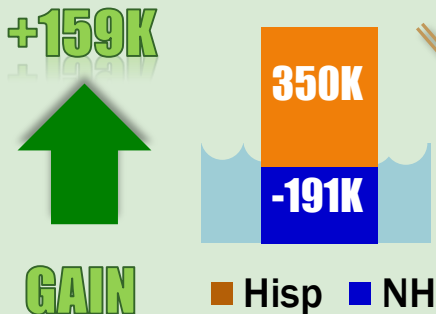
Employment Occupation Change '11-'13²

White Collar



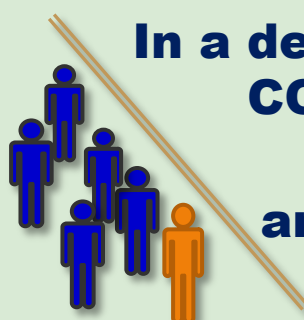
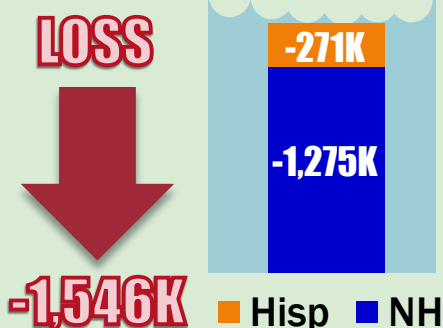
Hispanics
FUEL a Major
portion of
WHITE-COLLAR
job **GAINS**

Gray Collar



Hispanics
are increasingly
FILLING
GRAY-COLLAR
jobs

Blue Collar



In a declining **BLUE-**
COLLAR sector,
Hispanics
are **RETAINING**
more jobs